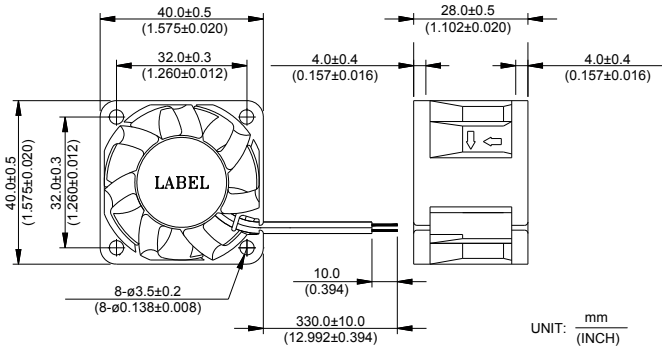




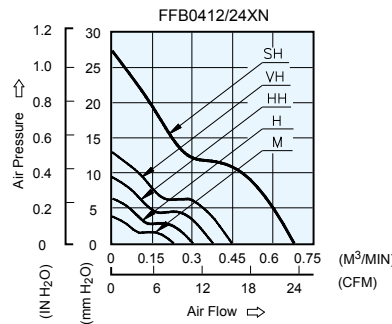
FFB 40 x 40 x 28 MM SERIES

DIMENSIONS DRAWING

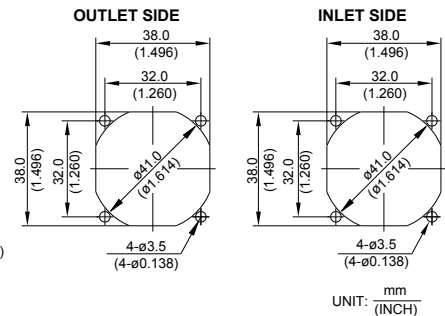


- * Bearing Type
Ball Bearings
- * Material
Impeller & Pillow : Plastic(UL 94V-0)
- * Lead Wires :
UL 1007 AWG #24 OR Equivalent
Red Wire Positive(+)
Black Wire Negative(-)
- * Weight : 32g (1.13 oz)

P & Q CURVE (AT RATED VOLTAGE)



MOUNTING PANEL CUTOUT



| MODEL | | Rated Voltage | Operating Voltage Range | Input Current | Input Power | Speed | Maximum Air Flow | | Maximum Air Pressure | | Noise |
|------------|-----------|---------------|-------------------------|---------------|-------------|--------|---------------------|-------|----------------------|---------------------|-------|
| PART NO. | FUNCTION | VDC | VDC | Amp | Watt | R.P.M. | m ³ /min | CFM | mmH ₂ O | IN H ₂ O | dB-A |
| FFB0412MN | -R00/-F00 | 12 | 4.5 to 13.8 | 0.05 | 0.60 | 5000 | 0.228 | 8.05 | 3.77 | 0.148 | 30.0 |
| FFB0424MN | -R00/-F00 | 24 | 14.0 to 27.6 | 0.04 | 0.96 | | | | | | |
| FFB0412HN | -R00/-F00 | 12 | 4.5 to 13.8 | 0.07 | 0.84 | 6500 | 0.300 | 10.59 | 6.30 | 0.248 | 36.0 |
| FFB0424HN | -R00/-F00 | 24 | 14.0 to 27.6 | 0.06 | 1.44 | | | | | | |
| FFB0412HHN | -R00/-F00 | 12 | 4.5 to 13.8 | 0.11 | 1.32 | 8000 | 0.375 | 13.24 | 9.39 | 0.370 | 41.0 |
| FFB0424HHN | -R00/-F00 | 24 | 14.0 to 27.6 | 0.08 | 1.92 | | | | | | |
| FFB0412VHN | -R00/-F00 | 12 | 4.5 to 13.8 | 0.16 | 1.92 | 9500 | 0.447 | 15.79 | 12.94 | 0.509 | 45.0 |
| FFB0424VHN | -R00/-F00 | 24 | 14.0 to 26.4 | 0.10 | 2.40 | | | | | | |
| FFB0412SHN | -R00/-F00 | 12 | 4.5 to 13.8 | 0.50 | 6.00 | 13000 | 0.680 | 24.00 | 27.30 | 1.075 | 54.5 |

* Function type is optional.
 * The max. air flow and the speed are measured in free air ; max. air pressure is measured at zero air flow.
 * Noise is measured in anechoic chamber in free air, one meter from intake side.
 * All readings are typical values at rated voltage.
 * Specifications are subject to change without notice.