



Features

- * Universal Input Range 90~264Vac
- * Meets EN60601-1 and EN55011 Class B
- * 350W with free air convection @ 220Vac
- * Active PFC Meets EN61000-3-2 Class D
- * High Efficiency Up to 93% Typical
- * Remote Voltage Sense
- * PS ON/OFF Remote Control
- * +5V Stand-by Output Power
- * 12V fan output



MODEL	VOLTAGE OUTPUT	OUTPUT CURRENT(A)		RIPPLE & NOISE	VOLTAGE ADJ.RANGE	VOLTAGE ACCURACY	LINE REG.	LOAD REG.	%EFF. (Typ.)
		RATED1	RATED2						
Main Output Voltage									
CFM351M050	+5V	60	40	100mVp-p	4.75~5.25	±1.0%	±0.5%	±1%	89%
CFM351M120	+12V	29.2	25	120mVp-p	11.4~12.6	±1.0%	±0.5%	±1%	92%
CFM351M240	+24V	14.6	12.5	150mVp-p	22.8~25.2	±1.0%	±0.5%	±1%	93%
CFM351M480	+48V	7.3	6.25	150mVp-p	45.6~50.4	±1.0%	±0.5%	±1%	93%
Stand-by Output Voltage									
All	+5.0V	0.3	0.3	---		---	---	---	
Fan Output Voltage									
All	+12.0V	0.3	0.3	---		---	---	---	

Note: 1. RATED1: 10CFM Air Flow

2. RATED2: Natural Convection (at 110 ~ 200 Vac, refer to derating curve)

Specifications

INPUT SPECIFICATIONS:

AC Input Voltage 90~264Vac
 Frequency 47 to 63Hz
 Inrush Current 50A max. @240Vac
 Leakage Current @ 264Vac 300uA max.

OUTPUT SPECIFICATIONS:

Total Rated Output Power 350W
 Remote Voltage Sense Compensates for wire Voltage drop
 Adjustment Range on Vout $\pm 5\%$
 Hold-up Time 16ms typ.
 Over Voltage Protection Recycle AC input to restart
 Short Circuit Protection Hiccup mode(Auto Recovery)
 Temperature Coefficient $\pm 0.05\%/^{\circ}\text{C}$

GENERAL SPECIFICATIONS:

Isolation Input to output = 5656VDC
 Operating Temperature $-20 \sim 70^{\circ}\text{C}$ (see Derating Curve)
 Storage Temperature $-40 \sim 85^{\circ}\text{C}$
 Humidity 93% RH max. Non condensing
 Switching Frequency 60K~100kHz Typical
 MTBF MIL-HDBK-217F, GB, $25^{\circ}\text{C}/115\text{VAC}$ 100K hrs min.
 Altitude 3000m
 Dimensions 6.500x4.000x1.516 Inches (165.00x101.60x38.60mm)
 Weight 640g(1.42Pounds)

SAFETY AND EMC:

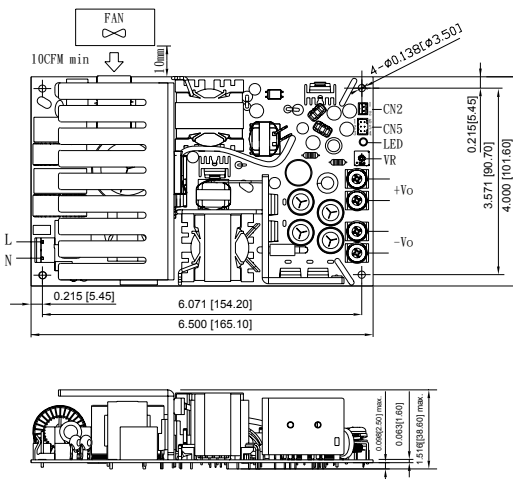
Emission and Immunity EN55011 Class B, FCC Part 15 Class B
 EN60601-1-2, EN61000-3-2 Class A, B, C, D, EN61000-3-3
 Safety IEC60601-1, EN60601-1, UL60601-1

NOTE:

1. Add a 0.1uF ceramic capacitor and a 47uF E.L. capacitor to output for Ripple & Noise measuring @20MHz BW.
2. Voltage accuracy is set at 60% rated load and 25°C .Ta.
3. Line regulation is measured from High Line to Low Line with rated load.
4. Load regulation is measured at 60% \pm 40% rated.

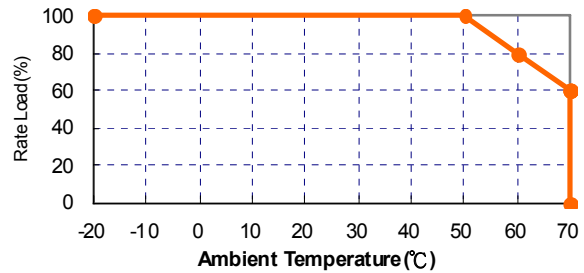
Mechanical Specification

All Dimensions In Inches(mm)
 Tolerances Inches: X.XX= ± 0.04 , X.XXX= ± 0.010
 Millimeters: X.X= ± 1.0 , X.XX= ± 0.25

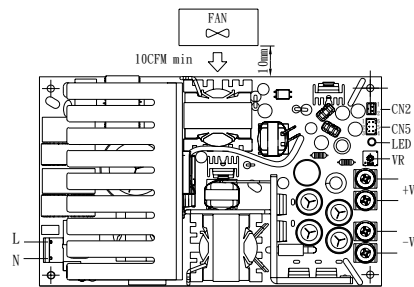
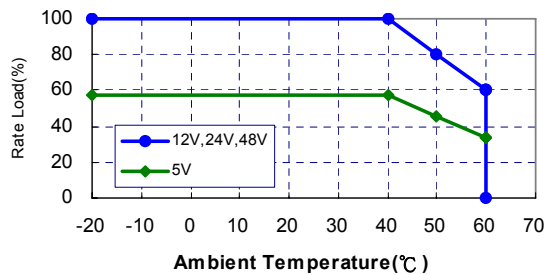
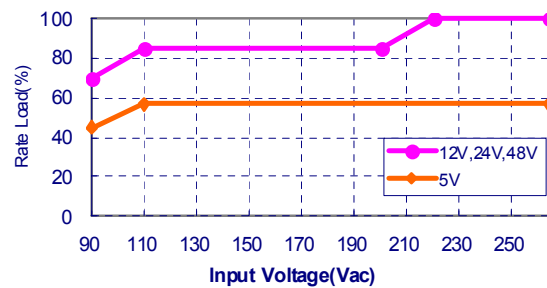


CFM351M Series Derating Curve

350W With 10CFM Air Flow



350W With Natural Convection



FAN location for CFM351M050 only

CN5: PIN CONNECTION			
Pin	Function	Pin	Function
1	GND	4	-SENSE
2	+5VBS	5	ENABLE
3	+SENSE	6	GND

CN2: PIN CONNECTION	
Pin	Function
1	FAN output+
2	FAN output-